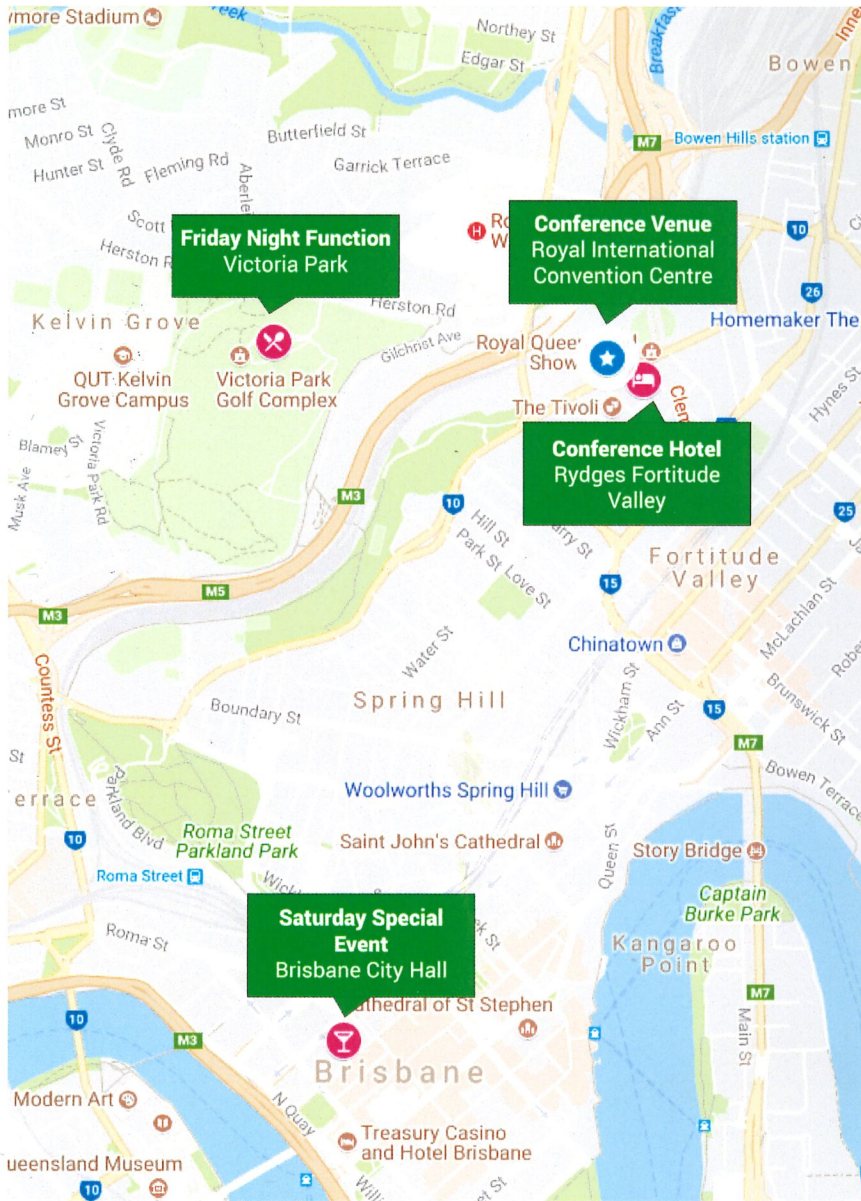


LOCATION MAP




Royal International Convention Centre

600 Gregory Terrace
Bowen Hills QLD 4006
Phone: +61 7 3253 3900

www.brisbaneshowgrounds.com.au

RTC Events Management Pty Ltd

ABN: 62 142 433 225
Level 1, 255-259 Pacific Highway,
North Sydney, NSW 2060, Australia
Email: secretary@rtcevents.com
Ph: +61 2 9929 4200 | Fx: +61 2 9929 4211



24-26 May 2018

Royal International
Convention Centre
Brisbane, Australia



CONFERENCE HANDBOOK



HVE

ConneXions

Experience the 3DGFx and
discover what real desktop
virtualisation is...

Experience HVE
BILT Labs powered by HVE


Autodesk Revit
Any device - Anywhere

Visit us in the Expo
See the Demo

www.hveconnexions.com

CONTENTS

Welcome from the Chairman	4
BILT ANZ Committee	6
Executive Committee	8
International Committee	9
Sponsors	11
Important Information	12
> Venue	12
> Wifi	12
> Conference Materials	12
> Event App	12
RTC Events App Guide	13
General Information	14
> Accommodation	14
> Car Parking	15
> Dress Code	15
> Exhibition	15
> Feedback Survey	15
> Lab Access	15
> Mobile Phone Policy	15
> Meals	15
> Name Badges	16
> Barcodes	16
> Presentation Zone	16
> Registration & Information Desk	16
> Session Times	16
> Smoking Areas	16
> Speakers Lounge	16
> Affiliated BIM Group Lounge	16
Social Functions	19
Conference Agenda	
> Thursday	20
> Friday	22
> Saturday	24
Presentation Zone	26
Exhibition Floorplan	28
Exhibitors	30
Conference Venue Floorplan	40
Location Map	44



WELCOME FROM THE CHAIRMAN

Welcome to BILT ANZ 2018!

This year marks our second-ever BILT ANZ event, and our fourteenth year since its predecessor event was established. It is my absolute privilege to welcome you to Brisbane. Off the back of a considerable effort, the change from our earlier identity (RTC) is well underway. In case you missed it, BILT stands for Buildings, Infrastructure, Lifecycle, and Technology.

Last year in Adelaide, we had some 30% of all sessions purposefully geared towards our new streams of estimation, construction and ARCHICAD. We've established a core following and are continuing to build our demographic to better reflect representation from a broader cross-section of our industry. By doing so, we can be more impactful; identifying and tackling more significant issues together.

We remain a 'for users, by users' event. We're still committed to the same ideals of 'warts and all' accounts of dealing with challenges and sharing best practice – in technical practice or in strategic or personal pursuits.

This year we have built (BILT) on this momentum, with sessional offerings addressing matters important to quantity surveyors, design managers, construction managers and project managers. We have change management sessions that are designed to help our attendees develop in areas not normally expected at our event. We have a good number of presentations dealing with infrastructure projects. We still have a large number of sessions addressing technical subjects, and software tools – Autodesk Revit, Graphisoft ARCHICAD and plenty of others among them.

So, whether you're an architect, building designer, engineer, BIM/DE manager, draftsman, modeller, quantity surveyor, estimator, design manager, project manager, construction planners, fabricators, construction manager, surveyor, owner, operator, supplier, manufacturer or subcontractor; welcome! If I've missed anyone else out, welcome!

I'd like to acknowledge the contributions toward this event occurring – the speakers, the sponsors and in particular each of the delegates. As the Chair of BILT ANZ, I must thank the team – the committee; Clay Hickling, Adam Sheather, Nathan Hildebrandt (all 'Brizzy' locals this year), Ceilidh Higgins, and most recently, Caroline Bell.

The RTC Events Management team has also changed in recent months. Harriet Cottam left us last year for a more local role, and in her place we welcomed Ellie Mihalarias, who's had an immediate and significant impact. Since last year's event,

we've also been joined by Peter Morgan looking after sponsorship and business development; Jessica Taggart taking lead on marketing; and Cameron Brennan heading up IT. I'd like to thank Wesley Benn, Executive Chairman of RTC Events Management, and Heidi Earl, Managing Director, for their leadership and commitment.

The Conference App ('RTC Events') is available as a free native App for both iOS and Android systems and can also be accessed as HTML via any current web browser. Login instructions are as per your event reminder email and outlined on page 12 of this handbook. The App includes venue and locality maps, speaker and session information, session handouts, and many other areas. ALL session materials will also be made available for download by delegates after the conference concludes. This handbook, in conjunction with the App, contains all of the material you should need to see what is happening over the next few days, from the complete schedule, including sponsors and exhibitors lists; an exhibition floor plan and an event map to assist you in getting around Brisbane and the various venues; and general information for accommodation related issues and the like.

If you need assistance in any way, our team is on site at all times. Please check with the registration desk, which is open during the hours listed on page 16, or direct your question to any one of the BILT committee members. I hope you have an incredible BILT ANZ 2018 and I look forward to meeting you personally over the coming days. So, with all the new faces joining us this year – whether they be event organisers, sponsors, speakers or attendees – please do introduce yourself to one another and make the most of what the BILT community has to offer. My hope is that you will spend time with, and learn from not just those like you, but also those from other roles in our industry, and that you will learn about their responsibilities, practices and behaviours and drivers, and how you can each be more effective in your respective roles.

I trust you will find your experience at the conference rewarding, informative and enjoyable.

Sincerely,



Chris Needham
BILT ANZ 2018 Chairman

BILT ANZ COMMITTEE

CHRIS NEEDHAM

AECOM Region Chairman

AECOM



Chris works in AECOM's BIM Consulting Practice as a BIM Advisory Lead for the Southern Australia region. Chris' role is heavily focused on helping clients manage information effectively, whether during design, construction or operations. He's an advocate for the Abolition of Acronyms and Vagaries (AAV) in the pursuit of better communication and effective outcomes in an ever-changing environment. Prior to joining AECOM, Chris operated his own BIM consulting firm, assisting many firms in organisational change efforts, systems analysis and design, training programmes and project delivery. He has worked on projects in Australia, Singapore and the United Kingdom, using his experience to develop systems and processes for numerous organisations. Chris desperately hopes to one day cease his involvement in extra-curricular activities... though hopes his BILT commitments aren't among those.

CLAY HICKLING

GHD Woodhead Speaker Manager

GHDWOODHEAD



Clay Hickling has been working with GHD for over a decade as an architectural and civil designer/documenter. GHD, being a multidiscipline Architecture and Engineering firm adopted Revit quite sometime ago. Clay is part of an internal development team coordinating the implementation of all the Revit flavours thru the various parts of the GHD business, his focus being Architecture. This entails training, development and technical support. Recently Clay was involved in the startup of a BIM user group called BrisBIM. With the motto of working smarter and not harder Clay enjoys sharing knowledge with others and enjoys the meeting people in the RTC community. Outside of this environment Clay spends as much time as he can on the golf course and riding the bike.

CEILIDH HIGGINS

Custance Marketing Manager



Ceilidh's specialty is work - both the places we work and the way we work. Ceilidh works across workplace strategy and design, delivering workplace projects from as small as 5 people through to upwards of 1000 people. She is involved across all project phases from proposal stage through to post construction. She also has experience across a wide range of sectors including government, laboratories, healthcare and transport. Ceilidh was an early adopter of Revit for interior design and is a well-known presenter at RTC. You might also know her alter ego "Stu BIMinions". Outside of work, Ceilidh researches, writes and speculates on the future of work - both as a place and the processes of working within the AEC industry - and the impacts of technology upon both. You can find her writing at themidnightlunch.com.

We would like to thank and acknowledge the following members of the BILT ANZ Committee who volunteer countless number of hours and dedication to this conference. We would also like to acknowledge and thank their firms and families for their continued encouragement and support.

ADAM SHEATHER

Bad Monkeys Program Manager



Bad Monkeys are out to put a dent in the AEC industry. We want to change how people construct the world around them. Our goal is to change people's attitudes, towards sharing and collaboration so that we can all create something that will last forever.

CAROLINE BELL

bKind Pty Associate Member - Partnerships




Caroline works as Business Development Manager for BKind Pty Ltd with clients throughout Australia and New Zealand. The role is focused on client relationships across the broad multidisciplinary AEC industry, which has been at the centre of her career for the last 30 years. She helps clients win bids and secure resources to deliver projects in all sectors - health, commercial, transport, mixed use, multi-residential, government, infrastructure and correctional.

NATHAN HILDEBRANDT

Fulton Trotter Architects Stream Lead



Nathan is a passionate Architect that is driven to succeed. He has a broad experience in the management and delivery of a variety of Architectural Project types as a "Managing Architect." He is highly regarded for his skills in the development of OPENBIM processes, being seen as a leader in the use of BIM authoring software ArchiCAD not only locally but internationally also, being invited to present at the Graphisoft KCC 2014 in Budapest, Hungary and a number of local events. He also contributes to the community through Volunteering in a number of BIM based organisations and shares his experiences through his BIM blog "Skewed."



INTERNATIONAL COMMITTEE

Our thanks also to our other BILT Committee members:

EXECUTIVE COMMITTEE

The Global Executive Committee is responsible for the global growth and coordination of all BILT events and they also work to supplement and support each of the local committees. We'd like to acknowledge our Global Executive Committee Members:

WESLEY BENN

RTC Events Management Pty Ltd
and the DIGITgroup
Executive Chairman
Region Chairman, BILT Asia



CHRIS NEEDHAM

AECOM
Global Director, Partnerships,
Region Chairman, BILT ANZ
Committee Member, Data Day



PHIL READ

Read | Thomas
Global Director, Marketing & Communications
Marketing Manager, BILT North America



BILT ASIA COMMITTEE:

- Wesley Benn** Digital Built Environment Institute – Region Chairman
- Richard Kuppusamy** Lendlease – Speaker Manager
- Phil Lazarus** Aurecon – Marketing Manager
- Rexter Retana** ATKINS – Partnerships Manager
- Alice Leung** DPR Construction – Associate Committee

BILT NA COMMITTEE:

- Robert Bell** Stantec – Region Chairman
- Nicholas Kramer** LPA Inc. – Program Manager
- Desiree Mackey** Martin/Martin – Speaker Manager
- Phil Read** Read | Thomas – Marketing Manager
- Mark Schmieding** bKL Architecture – Partnerships Manager

BILT EUR COMMITTEE:

- Marcus Fich** Grundfos Holding A/S – Region Chairman
- Rui Gavina** CCAD – Speaker/Sponsorship Manager
- Martin Taurer** LivingRoomCraftZ – Program Manager
- Silvia Taurer** LivingRoomCraftZ – Region Manager

Your future is connected

Shouldn't your ideas be connected too? Connected BIM solutions from Autodesk add the power of the cloud to your BIM workflows.

Stop by the Autodesk booth at BILT ANZ to meet with Autodesk representatives and hear the latest about Autodesk offerings that help you connect your design ideas to reality.

- **BIM 360 Design:** see a demo of our new next-gen collaboration solution
- **Revit Roadmap:** participate in an interactive session to help inform priorities
- **Building performance & MEP:** Learn what's new and share your thoughts on future direction

Connect with us in booth #21/22 to learn more.



Autodesk and the Autodesk logo are registered trademarks or trademarks of Autodesk, Inc., and/or its subsidiaries and/or affiliates in the USA and/or other countries. All other brand names, product names, or trademarks belong to their respective holders. Autodesk reserves the right to alter product offerings and specifications and pricing at any time without notice, and is not responsible for typographical or graphical errors that may appear in this document.

THANK YOU TO SPONSORS

GLOBAL PLATINUM SPONSORS



PLATINUM SPONSOR



GLOBAL GOLD SPONSORS



GOLD SPONSORS



GLOBAL SILVER SPONSORS



SILVER SPONSORS



GENERAL SPONSOR



MEDIA SPONSOR



SUPPORTING ORGANISATIONS





IMPORTANT INFORMATION

VENUE

Royal International Convention Centre
600 Gregory Terrace
Bowen Hills QLD 4006
Phone: +61 7 3253 3900
www.brisbaneshowgrounds.com.au

WI-FI

Complimentary wireless internet is provided throughout the Royal International Convention Centre. Please login using the details:
SSID: **BILT ANZ**
PASSCODE: **Brisbane2018**

CONFERENCE MATERIALS

Printed handouts will be provided for Lab sessions only. All other handouts are available via the Conference website using the following link:

<http://rtcevents.com/bilt/anz18/materials/>

The password to access conference materials is: **BILTANZ2018**

Handouts can also be found under the Speakers and Schedule sections within the event app.



Speakers



Sessions

EVENT APP

Please visit the Apple App Store or Google Play Store to download the free "RTC Events" app.

The app is the place to view your personal agenda, venue maps, exhibition floorplan and listing, speaker details and session information. You can even read our live Twitter feed and submit your feedback to RTC Events Management.

Sign in using your email address and reference number you registered with, to start connecting... don't forget to have push notifications turn on for up-to-date alerts on any room changes or other announcements!

If you don't have access to the app, you can view this via the HTML version at:

<http://RTCEvents.m.tap.cr>



RTC EVENTS APP GUIDE



Personal Programme

View your personal agenda as selected during the registration. Add sessions of interest to your personal programme so you don't miss out.



Exhibitors

View our Exhibitors' details and link through to their websites for further information.



Sessions

View the most up-to-date version of the schedule by day, category or speaker. Click on a session for the synopsis, time, room information and materials along with an area to add your notes or take the session survey.



Favourites

Add important information from favourite sessions, handouts to sponsor information.



Floorplan

View conference and exhibition floorplans.



Speakers

Use this section to read about the speakers, see which topics they are presenting, and download session handouts.



Places

BILT Event Map and also a map of the local Brisbane area.



Delegate

Contains a list of all delegates attending the conference. Please note, only delegates who have agreed to share their contact information, will be available on this list. *(The personal information distributed is First Name, Surname, Company and Job Title).* Those who are on this list can also connect with each other through the instant in-app messenger.



Information

Read information about BILT ANZ 2018.



Activity / photo feed

Find out what other delegates are posting about BILT ANZ 2018 through the app.



Sponsors

View our Sponsors' details and link through to their websites for further information.



News feed

Keep up to date with the world or BILT.

GENERAL INFORMATION

ACCOMMODATION

CHECK IN

All those staying at the Rydges Fortitude Valley, check in is at 14:00. Should you arrive earlier than the 14:00, you can store your luggage with Concierge. You're welcome to request an early check-in through RTC Events, however we cannot guarantee that the hotel will be able to accommodate.

CHECK OUT

Guest must check-out at 11:00 on their relevant day of departure. Luggage can be stored with Concierge that is in the Lobby. Late checkout is subject to availability and at your own expense; arrangements should be made directly with Rydges Fortitude Valley Reception.

CAR PARKING

Those staying at the Rydges Fortitude Valley who require parking, please proceed to the car park at the hotel and then check-in to the hotel. All spaces remain subject to availability.

Self-parking is \$24 for the first night and \$11 per night after that.

You can pay via cash or credit card upon departure from the car park. Receipts are given if necessary.

CAR PARKING AT ROYAL ICC

Parking is available at the Royal ICC, 600 Gregory Terrace from 5am – midnight on all event days.

- \$11 per day, entry before 7:00
(early bird rate)
- \$13 per day from 7:00 to 24:00

Signage will direct patrons to available parking. Parking can be paid by cash or EFTPOS upon exit.

DRESS CODE

We recommend delegates wear smart casual attire during conference sessions.

Please remember to wear your name badge at all times, even during social functions so we can remember to feed and water you.

During social functions, it is requested that guests wear:

Welcome Function - Smart Casual
Friday Evening Function - Your best Golf attire
Special Event (Saturday Night) - Cocktail

Please refer to page 18 for information about the Social Functions.

EXHIBITION

The exhibition is located within Hall C on Level 1 of the Royal International Convention Centre. It will be open during the following hours:

Thursday 24 May	7:30 – 20:30
Friday 25 May	10:30 – 17:00
Saturday 26 May	10:15 – 13:15

FEEDBACK SURVEY

We want your feedback!

Delegates can complete session related feedback through the conference app. This can be completed throughout the conference either after each session or at the end of the day – whichever you prefer!

We do ask that this is completed by Friday 1 June 2018.

LAB ACCESS

Lab attendance is broken into class and gallery seating.

CLASS

For those delegates that have nominated class attendance at a lab, they will be able to gain access by presenting their badge barcode to a BILT team member upon entry. Please ensure you arrive at this class 10-minute prior.

GALLERY

Due to high demand for labs, the gallery area has been set up at the back of the lab rooms. If you have registered for a gallery position you will be able to gain access by presenting your barcode to a BILT team member upon entry.

Delegates who have not pre-selected either class or gallery during their registration will not be permitted entry until all registered delegates have been admitted and/or a space is available 2 minutes prior to the commencement of the session.

MOBILE PHONE POLICY

As a courtesy to speakers and other delegates, please ensure your mobile phone is either turned off or switched to silent mode during conference sessions and social functions.



MEALS

Arrival tea and coffee, morning tea, lunch and afternoon tea will be provided in the exhibition hall from Thursday – Saturday as outlined in the conference schedule.

In addition to this, canapes will be provided during the Thursday Welcome Function, buffet dinner during the Friday Evening Function and Food Stations during Saturday's Special Event.

If you have advised us of a dietary requirement, please make yourself known to the catering staff.

COMPUTERS & STRUCTURES, INC.

STRUCTURAL AND EARTHQUAKE ENGINEERING SOFTWARE

THE INFRASTRUCTURE-BUILDING PRODUCTS
FOR THE 21ST CENTURY

PROTECTING LIVES,
PRESERVING THE PAST
AND BUILDING THE FUTURE



COMPUTERS & STRUCTURES, INC.

info@csiamerica.com | www.csiamerica.com

TECHNOLOGY FOR A BETTER WORLD

CSI is an ISO-9001 certified company.

NAME BADGES

All delegates are required to wear their name badges provided to all conference sessions and social functions.

Please note you will not be permitted access to sessions or events without a name badge, as these also identify your registration.

BARCODES

All delegates will have a barcode on their name badge. These are for exhibitors to capture your contact information, if you desire them to do so.

Please note: the personal details captured are: Full Name, Job Title, Company, Address, Email Address and Phone Numbers.

PRESENTATION ZONE

Located within the exhibition hall, the Presentation Zone features a 10-minute presentation from our exhibitors. Pop by for some additional insights into the products and services they are exhibiting at BILT. Please see the schedule on page 26.

REGISTRATION & INFORMATION DESK

The Conference Registration & Information Desk is located on the Level 1 Foyer at the Royal International Convention Centre.

The desk will be open during the following hours:

Wednesday 23 May	14:00 – 17:30
Thursday 24 May	7:30 – 18:00
Friday 25 May	7:30 – 18:00
Saturday 26 May	8:00 – 16:15

SESSION TIMES

As a courtesy, please ensure you arrive to ALL sessions 5 minutes prior to the times specified in the Schedule, as sessions will commence on time.

SMOKING AREAS

Smoking is strictly prohibited at the Royal International Convention Centre. You will find a designated smoking area on the Ground floor at the Royal ICC (outdoor area).

SPEAKERS LOUNGE

Catch up with your favourite speakers at the Speaker's Lounge in the Exhibition Hall. This is a designated lounge for our speakers to meet their fans. At the end of their class, speakers will let you know when they will be available to ask questions.

AFFILIATED BIM GROUP LOUNGE

Looking to connect with your local BIM group? The BIM Group Lounge in the Exhibition Hall offers a place to meet members of local user group committees but also some comfortable seating.

NEWFORMA

Newforma is the Leading Project Information Management Solution for Architects, Engineers, Contractors and Owners.

www.newforma.com



EMAIL MANAGEMENT

Organize, view and link to all project email and attachments



EMPOWERMENT

Connect with other best-in-class systems



SINGLE VIEW INTO THE PROJECT

View all project information, wherever it resides



QUICKLY ORGANIZE AND SEARCH UNSTRUCTURED DATA

Indexing every file results in fast all-encompassing search



ELIMINATE COORDINATION ERRORS AND MITIGATE RISK

Collaborate in real-time and maintain a full audit trail



PROJECT CONTEXT

Organize and link all project information



AUGI Autodesk User Group International

More than 25 Years of Keeping Autodesk Product Users Knowledgeable, Competitive, Productive, Efficient and


IN THE KNOW

AUGI.com



AUGI HotNews

is a monthly newsletter sent to all AUGI members via email. Readers receive timely information about upcoming events, special offers, and a number of columns and feature articles designed to deepen your understanding and enhance your use of Autodesk software.



AUGIWorld Magazine

is a monthly magazine designed to help readers improve their use of Autodesk products and learn new techniques. Every issue is packed with product tips & tricks and other technical fare, management issues, and education trends. Distribution is worldwide.

Deltek.

Take Control with Project Information Management

Access critical project information from one central location, anytime, anywhere:

- Document & Email Management
- Revit Integrator
- Mobile working
- And more

Find out more:
more.deltek.com/BILT



Leading the built environment with powerfully connected knowledge, products and services around the world

Visit us at Stand 19

theNBS.com/bilt  @theNBS



SOCIAL FUNCTIONS

Please remember to wear your name badge to all social functions, so we can remember to feed and water you!

WELCOME FUNCTION

Proudly sponsored by:



Come and relax after a busy first day of conferencing at our Welcome Function. This event provides an opportunity to network with friends and colleagues, while enjoying a drink and canapés.

Date: Thursday 24 May

Time: 18:30 - 20:30

Venue: Exhibition Hall
Hall C, Level 1

Royal International Convention Centre

Dress: Smart Casual

FRIDAY EVENING FUNCTION

Proudly sponsored by:



Join us at Victoria Park, the only inner city Brisbane driving range and putt putt course. Have the opportunity to beat your friends and colleagues at putt putt or at the driving range, while enjoying a drink and buffet dinner.

Date: Friday 25 May

Time: 19:00 - 23:00

Venue: Victoria Park

Dress: Your best golf attire

Coaches will depart outside Rydges Fortitude Valley at 18:40 sharp. Return coaches will run between 21:30 and 23:00 departing every 30 minutes.

SPECIAL EVENT

Brought to you by:



This will be a night to remember, so get your dancing shoes ready! This elegant evening will bring you lots of food, cocktails, music, dancing and awesome entertainment.

Date: Saturday 26 May 2018

Time: 19:00 - 23:00

Venue: Brisbane City Hall

Dress: Cocktail

Coaches will depart outside Rydges Fortitude Valley at 19:00 sharp. Return coaches will run between 22:00 and 23:00 departing every 15 minutes.



THURSDAY 24 MAY

- ARC Architecture
- CHA Change Management
- COD Coding
- COM Computational Design
- CON Construction
- COT Content
- CC Customisation/Configuration
- DAT Data Management
- FAB Fabrication, Assembly & Installation
- GEN General
- INFO Information Management
- INF Infrastructure
- LEG Legal/Commercial
- MEPF MEPF
- MOD Model Management
- O&M Operations & Maintenance
- PRO Procurement
- PRC Project Controls
- PRM Project Management
- PLA Project Planning
- SIM Simulation & Analysis
- STR Structure
- SUS Sustainability
- VIS Visualisation
- SSS Sponsor Success Story
- XX (DYN) Dynamo
- (OBA) Open BIM/Agnostic
- (ADR) Autodesk Revit
- (ADN) Autodesk Navisworks
- (ACD) Archicad
- (CT) Cloud Tools
- (MP) Multi-Platform
- (INVS) Non-Vendor Specific
- (OT) Other

Start	Finish	Dur.	Session	HALL B	HALL A	Meeting Room 1	Meeting Room 2	Meeting Room 3	Meeting Room 6	Meeting Room 7	Meeting Room 4 (LAB)	Meeting Room 5 (LAB)
7:30	9:00	90 min		Welcome Tea & Coffee/Registration & Exhibition Open (Doors to Plenary to open 15 minutes prior to event)								
9:00	9:30	30 min	1.1	Introduction, Chairman Chris Needham								
9:30	9:40	10 min		Autodesk Sponsor Address								
9:40	9:50	10 min		HPINVIDIA Sponsor Address								
9:50	10:00	10 min		Newforma Sponsor Address								
10:00	11:00	60 min		Introduction to Human Engineering Ashraf Habibullah								
11:00	11:30	30 min		Morning Tea								
11:30	12:45	75 min	1.2	Computational Design 101: What it is, what it isn't & how it affects you <i>Simon Vaux</i> COM COD DYN Intermediate	Transport for NSW digital engineering framework program <i>Simon Vaux</i> INF PRM OBA All Levels	Project: Melbourne private jet base <i>Paul Harkin</i> FAB ARC OT Advanced	Conceptual structural design using Revit adaptive components and dynamo <i>Debbie Mackey, Alan Mackay</i> STR ARC ADR Expert	We're back!!! How the QS can bolster your bench on BIM projects <i>Simon Vaux</i> PRC CHA OT All Levels	Modelling civil infrastructure in Revit <i>Simon Vaux</i> INF MOD ADR Expert	Data Story Telling <i>Simon Vaux</i> DAT VIS OT All Levels	Lab: Extending the limits of Dynamo: An Intro to Python <i>Jeremy Graham</i> COD CC DYN Intermediate	Navisworks clash detection: saving time and \$\$\$ by setting up clash templates <i>Simon Vaux</i> MOD PRC ADN Intermediate
12:45	13:45	60 min		Lunch								
13:45	15:00	75 min	1.3	Garbage In, Garbage Out: Defining the clients information requirements <i>Kateley Pomeroy</i> PRO PLA OT Intermediate	5D BIM: Our journey to digital delivery <i>Kateley Pomeroy</i> PRC CHA OT All Levels	Create good looking organic nurby revit content <i>Simon Vaux</i> ARC COT ADR Expert	Inside Out - Implementing Revit for interior design teams <i>Simon Vaux</i> ARC CHA ADR All Levels	Architectural and Structural Modelling workflows through parametric design <i>Simon Vaux</i> ARC STR DYN Expert	Customised precast concrete detailing with Revit <i>Simon Vaux</i> FAB STR ADR Intermediate	Leveraging technological innovation for project delivery - Project case study - Autohaus Newstead <i>Simon Vaux</i> CON PRC OT Intermediate	"OpenBIM Brothers": LIVE <i>Rob Jackson</i> INFO DAT ACD All Levels	A Lab automate the maintenance and automate the loading of system and super families <i>Simon Vaux</i> COT MOD ADR All Levels
15:00	15:15	15 min		Changeover								
15:15	16:30	75 min	1.4	Strategic BIM. The key components to successfully deliver a BIM strategy and framework for an organisation. <i>Sash Karimijafari</i> CHA PRO OBA Intermediate	We all love Revit parameters! <i>Sash Karimijafari</i> INFO MOD ADR Advanced	Going large on a budget - A firm's first large multi-residential project <i>Simon Vaux</i> ARC MOD ADR Intermediate	Ipswich Motorway Upgrade: Rocklea to Darra - Stage 1 Project: A Case Study on the introduction of BIM as a Pilot Project for TMR <i>Simon Vaux</i> INF PRM ADN Intermediate	Enabling BIM for the broad industry <i>Simon Vaux</i> GEN SSS OT Intermediate	Revit's structural connections, are they ready for production yet? <i>Simon Vaux</i> STR FAB ADR Advanced	Improving productivity and asset outcomes through the consistent adoption of BIM <i>Simon Vaux</i> GEN CHA OT All Levels	"OpenBIM Brothers": LIVE <i>Rob Jackson</i> INFO DAT ACD All Levels	The automation of the 3D printing process with dynamo <i>Simon Vaux</i> ARC COD DYN Intermediate
16:30	17:00	30 min		Afternoon Tea								
17:00	18:15	75 min	1.5	A clients approach to BIM on a multi-form, multi-stage integrated resort development - Queens Wharf <i>Chris Ravetto, David Gabe, N. Babasaheb, S. Sankar, M. Sankar</i> PRC PLA OBA Advanced	Government BIM Mandates - the hype and the substance <i>Chris Ravetto, David Gabe, N. Babasaheb, S. Sankar, M. Sankar</i> PRO LEG OBA Guru	Home Automation What it could mean for AEC design? <i>Simon Vaux</i> GEN O&M OT All Levels	How to KISS an Exquisite Model - A contractor's simple philosophy and serious undertaking on BIM in large complex projects <i>Simon Vaux</i> CON PRC OT All Levels	Automating plumbing design in Revit (almost) <i>Simon Vaux</i> MEPF COT ADR Intermediate	Removing the BIM-Boozling effects from collaboration <i>Simon Vaux</i> DAT CHA OBA Expert	DAM (ro)Bot: Managing your Digital Assets with AI <i>Simon Vaux</i> DAT COT OT All Levels	Building the 'M' in BIM with the "I" <i>Simon Vaux</i> STR MOD DYN Advanced	Boardroom 1 Analog Lab: UX design for families using empathy, prototyping and testing <i>Simon Vaux</i> COT ADR Intermediate
18:15	18:30	15 min		Break								
18:30	20:30	120 min		Welcome Function (Hall C) Proudly sponsored by Deltek								

FRIDAY 25 MAY

- ARC** Architecture
- CHA** Change Management
- COD** Coding
- COM** Computational Design
- CON** Construction
- COT** Content
- CC** Customisation/Configuration
- DAT** Data Management
- FAB** Fabrication, Assembly & Installation
- GEN** General
- INFO** Information Management
- INF** Infrastructure
- LEG** Legal/Commercial
- MEPF** MEPF
- MOD** Model Management
- O&M** Operations & Maintenance
- PRO** Procurement
- PRC** Project Controls
- PRM** Project Management
- PLA** Project Planning
- SIM** Simulation & Analysis
- STR** Structure
- SUS** Sustainability
- VIS** Visualisation
- SSS** Sponsor Success Story
- XX** (DYN) Dynamo
- (OBA)** Open BIM/Agnostic
- (ADR)** Autodesk Revit
- (ADN)** Autodesk Navisworks
- (ACD)** Archicad
- (CT)** Cloud Tools
- (MP)** Multi-Platform
- (NVS)** Non-Vendor Specific
- (OT)** Other

Start	Finish	Dur.	Session	HALL B	HALL A	Meeting Room 1	Meeting Room 2	Meeting Room 3	Meeting Room 6	Meeting Room 7	Meeting Room 4 (LAB)	Meeting Room 5 (LAB)
7:30	8:50	90 min				Welcome Tea & Coffee		Registration & Exhibition Open				
8:50	9:00	10 min	2.1	Central Innovation Sponsor Address								
9:00	9:45	45 min		Autodesk Update								
9:45	10:30	45 min		Forum: "Challenging Our Industry - Gender Diversity in AEC and Technology"		Proudly sponsored by 						
				GEN								
10:30	11:00	30 min						Morning Tea				
11:00	12:15	75 min	2.2	Forge Case Studies	Business development & market penetration For directors, partners, those aspiring & who Must sell services	Golden tricks in Revit that can save your life!	Definition of a common setup for a federated asset model, with geo-referencing	BIM is not just for buildings! Unitywater's adoption of BIM on a sewerage treatment plant + integration with enterprise asset management	Why BIM costs money - A view from a QS	Everyday uses of global parameters	Automation of escape path analysis	Construction planning: How to do 4D
				CC SIM CT	CHA GEN OT	ARC MEPF ADR	MOD PLA OBA	INF PRO OT	PRC PRO OT	STR ARC ADR	ARC COD ADR	PRC CON OT
				All Levels	All Levels	All Levels	All Levels	All Levels	All Levels	All Levels	Expert	Intermediate
12:15	13:15	60 min						Lunch				
13:15	14:30	75 min	2.3	BIM for facilities and asset management - Can it work?	FIND YOUR FOCUS - Manage your brain, energy and time to be your best	Pacific Highway upgrade - Mudgeeraba to Varsity Lakes	Tapping the source: establishing responses to external data	How BIM entering the cloud saved my life	Construction 3.0 - Machine learning and artificial intelligence in construction	Pushing the boundaries of cost & time	Navisworks clash detection: saving time and \$\$\$ by setting up clash templates	Taking control: Verifying as-built conditions with reality capture
				O&M DAT OT	GEN CHA OT	INF CHA ADR	COT DAT ACD	MOD PLA CT	CON PRM OBA	PRC CHA OT	MOD PRC ADN	CON MOD OT
				Intermediate	All Levels	All Levels	All Levels	Advanced	Intermediate	All Levels	Intermediate	Intermediate
14:30	14:45	15 min						Changeover				
14:45	16:00	75 min	2.4	Linked details amongst multiple models in Revit	Dimensions to BIM: Linking 3D to 4D and 5D Case studies	Realtime eye candy	The evolution of you as a leader	Devil is in the detail: A case study on procurement and managing BIM projects	Using Solibri to check the quality of an IFC model Generated by ARCHICAD	The gospel of the good LOD according to Kev	Auditing your content to succeed on your next project	Taking control: Verifying as-built conditions with reality capture
				ARC STR ADR	PRC PLA OT	VIS CHA OT	CHA GEN OT	PRO PRM OT	DAT ARC ACD	PLA MOD OBA	COT MOD OT	CON MOD OT
				All Levels	Advanced	All Levels	All Levels	All Levels	Expert	All Levels	All Levels	Intermediate
16:00	16:30	30 min						Afternoon Tea				
16:30	17:45	75 min	2.5	IFC5 : OpenBIM for Infrastructure	Save trees! Can we get to paperless construction documentation?	Archi-Graphics: Revit for designers	Complex projects - Simple solutions. ARCHICAD assisting in project challenges	Using data to fix what BIM broke	Structural data mining using Revit-Dynamo-PowerBI workflow	Beyond BIM - How enterprise information management software can support the BIM process	Dynamo - Everyone's doing it - Vol. 3 - Attack of the data	BIM-MEPAUS Revit template workflows
				INF DAT OBA	PRO PRM OBA	ARC VIS ADR	GEN SSS OT	DAT PRM OBA	STR DAT ADR	GEN SSS OT	COD DAT DYN	MEPF FAB ADR
				All Levels	All Levels	Intermediate	All Levels	All Levels	All Levels	All Levels	All Levels	Intermediate
17:45	19:00	75 min						Break				
19:00	22:00	180 min				Friday Evening Dinner: Victoria Park		Proudly sponsored by 				


Coaches will depart outside Rydges Fortitude Valley at 18:40 sharp. Return coaches will run between 21:30 and 23:00 departing every 30 minutes.

SATURDAY 26 MAY

- ARC** Architecture
- CHA** Change Management
- COD** Coding
- COM** Computational Design
- CON** Construction
- COT** Content
- CC** Customisation/Configuration
- DAT** Data Management
- FAB** Fabrication, Assembly & Installation
- GEN** General
- INFO** Information Management
- INF** Infrastructure
- LEG** Legal/Commercial
- MEPF** MEPF
- MOD** Model Management
- O&M** Operations & Maintenance
- PRO** Procurement
- PRC** Project Controls
- PRM** Project Management
- PLA** Project Planning
- SIM** Simulation & Analysis
- STR** Structure
- SUS** Sustainability
- VIS** Visualisation
- SSS** Sponsor Success Story
- XX** (DYN) Dynamo (OBA) Open BIM/Agnostic (ADR) Autodesk Revit (ADN) Autodesk Navisworks (ACD) Archicad (CT) Cloud Tools (MP) Multi-Platform (INVS) Non-Vendor Specific (OT) Other

Start	Finish	Dur.	Session	HALL B	HALL A	Meeting Room 1	Meeting Room 2	Meeting Room 3	Meeting Room 6	Meeting Room 7	Meeting Room 4 (LAB)	Meeting Room 5 (LAB)
8:00	9:00	60 min						Welcome Tea & Coffee				
9:00	10:15	75 min	3.1	Industry BIM Update 2018 <i>Carly Adams</i> GEN OBA <i>All Levels</i>	Apps & add-ins for Revit and your AEC workflow – 2018 Edition <i>Carl Adams</i> GEN CC ADR <i>All Levels</i>	PDF based project coordination with Bluebeam Revu <i>Carl Adams</i> GEN PRM OT <i>All Levels</i>	Advance your digital agenda through persuasion and influence <i>Phil Leggett</i> CHA LEG OT <i>All Levels</i>	Workflows: 12d to Revit with IFC – Revit to 12d IFC/AutoCAD <i>Phil Leggett</i> INF MOD ADR <i>Intermediate</i>	Build your own Unity VR games <i>Phil Leggett</i> VIS ARC OT <i>Advanced</i>	IT for AEC, everything you NEED to know <i>Phil Leggett</i> INFO CC OT <i>All Levels</i>	Data liberation: Using Dynamo to automate standardisation <i>Paul Watson</i> COD MOD DYN <i>Advanced</i>	Open BIM model checking workflow using Solibri Model Checker <i>Paul Watson</i> MOD DAT OBA <i>Expert</i>
10:15	10:45	30 min						Morning Tea				
10:45	12:00	75 min	3.2	Queensland Government - the path to widescale adoption of BIM across the state <i>John Galloway</i> CHA INF OT <i>All Levels</i>	Schedule your BIM. Who does what how and when <i>John Galloway</i> MOD CHA OT <i>Advanced</i>	Revit Links: did I go too far? <i>John Galloway</i> ARC MOD ADR <i>Intermediate</i>	Revit journal files they aren't just for Autodesk <i>John Galloway</i> CC ARC ADR <i>All Levels</i>	Duck Three Way <i>John Galloway</i> MOD OBA <i>All Levels</i>	Dynamo without the need for scripting <i>John Galloway</i> CC MOD DYN <i>Intermediate</i>	A guided tour of cutting edge creek with some BIM geeks <i>John Galloway</i> GEN MOD OBA <i>Expert</i>	Data liberation: Using Dynamo to automate standardisation <i>John Galloway</i> COD MOD DYN <i>Advanced</i>	Open BIM model checking workflow using Solibri Model Checker <i>John Galloway</i> MOD DAT OBA <i>Expert</i>
12:00	13:00	60 min						Lunch / Exhibition Closes after Lunch				
13:00	14:15	75 min	3.3	The worst BIM projects - A case study of how BIM can go wrong, and how to avoid the pain <i>John Galloway</i> GEN PLA OBA <i>Intermediate</i>	Measure and analyse the pulse of your Revit model using dynamo! <i>John Galloway</i> MOD COD ADR <i>All Levels</i>	Case study for using an ODBC database & C4R for large infrastructure or AEC projects <i>John Galloway</i> DAT MOD OT <i>Advanced</i>	UTS Central Building 02, BIM Case Study: Autodesk vs Graphisoft, Consultants vs Contractor, Design vs Construction, ECI vs Managing Contractor <i>John Galloway</i> CON DAT OBA <i>All Levels</i>	The New Zealand BIM Handbook <i>John Galloway</i> PRO PLA OBA <i>All Levels</i>	Bridge modelling in Revit (without dynamo!) <i>John Galloway</i> INF STR ADR <i>Advanced</i>	Using PIM and BIM together for maximum efficiency and profitability in your projects <i>John Galloway</i> GEN SSS OT <i>All Levels</i>		
14:15	14:30	15 min						Changeover				
14:30	15:45	75 min	3.4	Connect the docs: BIM 360 <i>John Galloway</i> PRM MOD CT <i>All Levels</i>	Queen's Wharf Brisbane: Transformational BIM <i>John Galloway</i> CHA MOD ACD <i>Intermediate</i>	Chameleon yoga BIM - Flexible digital collaboration <i>John Galloway</i> DAT MOD OBA <i>All Levels</i>	Integrating HoloLens on site - a simple workflow <i>John Galloway</i> ARC VIS OT <i>All Levels</i>	Producing coordinated project information in a digital world <i>John Galloway</i> GEN SSS OT <i>All Levels</i>	Working with multiple generations <i>John Galloway</i> CHA GEN OT <i>All Levels</i>	Transitioning from 2D structures to 3D models in Civil Infrastructure <i>John Galloway</i> INF CHA ADR <i>Intermediate</i>		
15:45	16:15	30 min						Afternoon Tea / Entrance to Wrap Up				
16:15	17:45	90 min	3.5	Wrap Up & Vision 20/20 Chris Needham		Proudly sponsored by CLEAREDGE						
17:45	18:00	15 min						Changeover				
18:00	18:45	45 min		Speaker Debrief HALL A								
18:45	19:15	30 min						Break				
19:15	23:00			Special Event: Brisbane City Hall				Proudly brought to you by CSI BILT				

Coaches will depart outside Rydges Fortitude Valley at 19:00 sharp. Return coaches will run between 22:00 and 23:00 departing every 15 minutes.









PRESENTATION ZONE

The Presentation Zone has been designed to provide you with a broad overview on solutions our conference partners have on offer.

Please review the timetable below.

All presentations will be held during out conference breaks for 5 minutes each, so grab a bite and get inspired!

THURSDAY 24 May 2018

11:05 - 11:15		Mike O'Brien Mike will be demonstrating how it is possible to digitally connect specifications with construction product manufacturers' data, standards, regulations & 3D models
11:20 - 11:30		Kelly Cone A quick overview of our industry leading point cloud to model conversion and comparison tools
12:45 - 12:55	ANZ BIM affiliates	Mark Cronin Mark and Wes were going to have a chat
13:00 - 13:10		Ideate Software provides four different software titles for use with Autodesk Revit. Hear how these world-class applications can assist in all your Revit workflows
13:15 - 13:25	Openings Studio™	Brian Cornwell ASSA ABLOY, the global leader in door opening solutions, invites you to step into a world of new possibilities with ASSA ABLOY Openings Studio™, its BIM-enabled specification software suite that streamlines collaboration and information sharing throughout the building lifecycle. Learn about the newest and latest features
13:30 - 13:40		Justin Lindsay VDI and BILT Labs
16:30 - 16:40		Tomy Praveen Mobile software collaboration for compliance and reduction of construction costs
16:45 - 16:55		Chris Razzell Introduction of dRofus

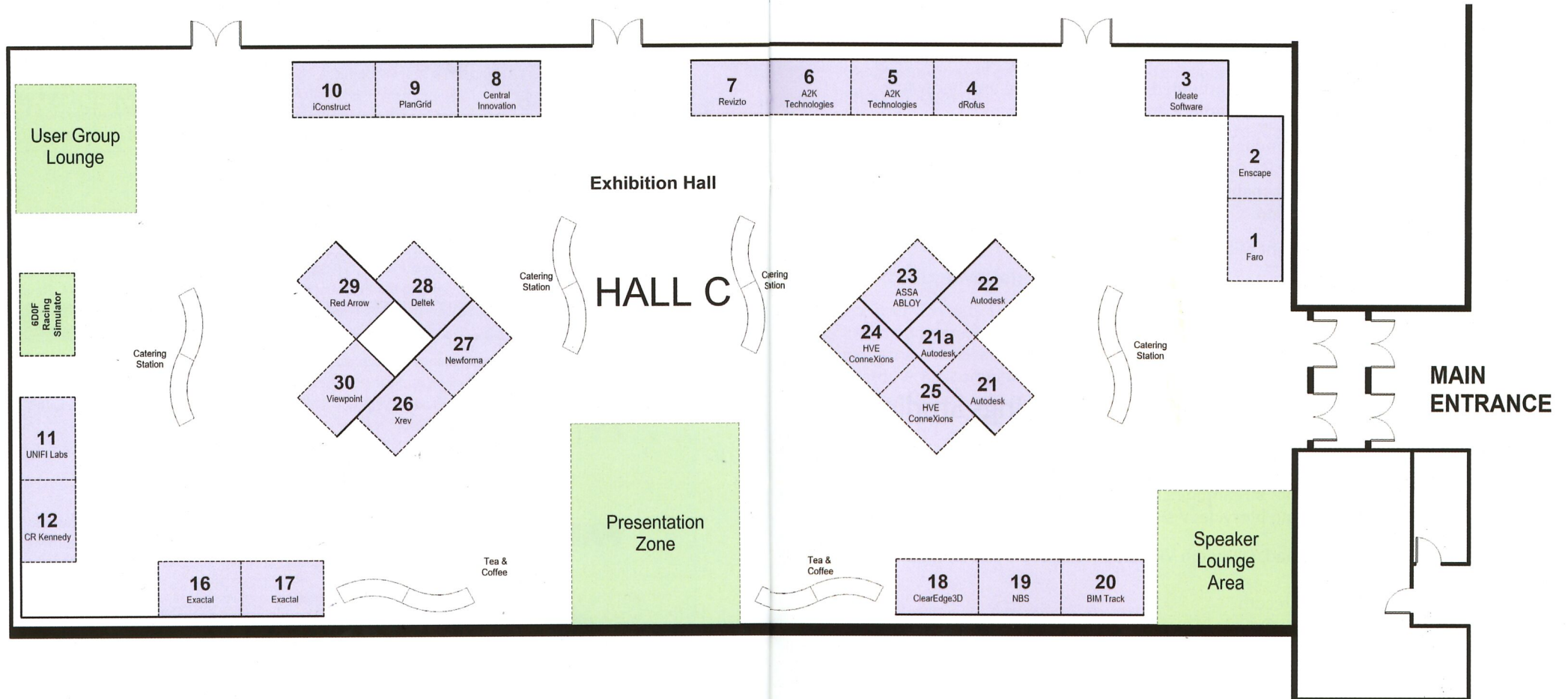
FRIDAY 25 May 2018

10:30 - 10:40		Jonathan Knofel Real-time Rendering & VR - product presentation and new features.
10:45 - 10:55		Luke Johnson A New Tool for Builders - Construction Coordination with Revizto Builders need to deal with lots of information, and it doesn't always come to you in a tidy and timely manner. We will demonstrate how Revizto is being used to solve these challenges on building projects of all shapes and sizes
12:15 - 12:25		Warren Harris Our OFFICE TEAM & FIELD strategy
12:30 - 12:40		Rodger Hills
12:45 - 12:55		Christian Proulx, VP Sales & Marketing Presenting the extent of our connectivity between Navisworks, Revit and Tekla for issue tracking and BIM Track's ability to publish reports in seconds. We will present our new hypermodeling mixing 2D drawings and 3D models.
13:00 - 13:10		Chad Smith A2K Technologies will exhibit the future of VR - get hands on with the world's first professional wearable VR PC from HP! Also, come for a spin on our prize wheel where you can win one of 49 prizes including major prizes worth \$1,000!
16:00 - 16:10		Peter Mandak Peter will be presenting a new software product Faro has developed. It is a platform for Construction Verification and includes a number of features which use data from 3D laser scanners for QA/QC checks on construction sites.
16:15 - 16:25		UNIFI Labs See Presentation Zone for more details

SATURDAY 26 May 2018

10:30 - 10:40		Tony Shaw Demo for our two software products. Only need to be able to attach our computer to a projector or monitor etc.
12:00 - 12:10		Richard Tester Richard will be presenting Synchro 4D technology, HoloLens and future visualisation along with API integration.
12:15 - 12:25		Carl Faulkner Product demonstration
12:30 - 12:40		Chris Johnson C.R. Kennedy Building Construction provides dedicated solutions for the needs of the Architecture, Engineering & Construction industry in Australia.

EXHIBITION FLOORPLAN



EXHIBITOR	BOOTH	EXHIBITOR	BOOTH	EXHIBITOR	BOOTH	EXHIBITOR	BOOTH
A2K Technologies	5 & 6	ClearEdge3D	18	HVE ConneXions	24 & 25	Red Arrow Group	29
ASSA ABLOY Openings Studio	23	Deltek	28	iConstruct	10	Revizto	7
Autodesk, Inc.	21, 21a & 22	dRofus	4	Ideate Software	3	UNIFI Labs	11
BIM Track	20	Enscape GmbH	2	NBS	19	Viewpoint	30
C.R. Kennedy	12	Exactal	16 & 17	Newforma	27	Xrev Pty Ltd	26
Central Innovation	8	FARO Singapore Pte Ltd, Australia Branch	1	PlanGrid	9		

EXHIBITORS

A2K Technologies STANDS 5 & 6



A2K Technologies fosters innovation through delivering software and hardware solutions, consulting, training, development and managed services.

Our highly knowledgeable and industry-experienced staff from the Architecture, Engineering, Construction, Infrastructure, and Manufacturing sectors enhances our customers' organisational capabilities, to deliver on project outcomes and differentiate from the competition.

Address: 62 Brandl Street, Eight Mile Plains, 4113
Phone: 1800 223 562
Website: www.a2ktechnologies.com.au
Contact email: info@a2ktechnologies.com.au
Twitter: @A2KTechno

ASSA ABLOY Openings Studio STAND 23

Openings Studio™

ASSA ABLOY, the global leader in door opening solutions, invites you to step into a world of new possibilities with ASSA ABLOY Openings Studio™, its BIM-enabled specification software suite that streamlines collaboration and information sharing throughout the building lifecycle. Visit our booth for a demonstration.

Address: 235 Huntingdale Road, Oakleigh VIC 3166 Australia
Phone: +61 3 8574 3888
Website: www.openingsstudio.com
Contact email: brian.cornwell@assaabloy.com
Twitter: @openingsstudio

Autodesk, Inc. STANDS 21, 21A & 22



Autodesk makes software for people who make things. If you've ever driven a high-performance car, admired a towering skyscraper, used a smartphone, or watched a great film, chances are you've experienced what millions of Autodesk customers are doing with our software. Autodesk gives you the power to make anything. For more information visit autodesk.com or follow @autodesk.

Address: 155 Pineview Drive, Amherst, NY 14228, United States
Phone: (+1) 415 507 5000
Website: www.autodesk.com
Twitter: @autodesk

BIM Track STAND 20



BIM Track web based collaboration platform provides a central hub to communicate and manage issues, comments, questions or problems. It enhances coordination workflows. Revit, Tekla and Navisworks add-ins combined with our web-based 3D viewer eliminates emails and wasted time searching in 3D model. Create, comment, attach documents or modify issues.

Address: 8149 rue du Mistral, bur 200, Levis, Qc, Canada G6X 1G5
Phone: 1-844-246-6631
Website: www.bimtrack.co
Contact email: info@bimtrack.co
Twitter: @BIMTrack

Central Innovation STAND 8



For over 25 years Central Innovation has been sourcing and developing the best of breed software, hardware, systems, recruitment and training solutions for the AEC industry in Australia and New Zealand. Our complete business services deliver our customers a competitive advantage by enabling them to achieve cost savings, quality and productivity improvements.

Address: Level 3, 20 Bridge Street, Pymble NSW 2073
Phone: 1300 423 372
Website: www.centralinnovation.com
Contact email: info@centralinnovation.com
Twitter: @CI_Designing

empower
your
design

Partnering with our customers for over 25 years providing Software, Hardware, Systems, Training and Recruitment Solutions





Construction Verification Software

"Verity is a powerful new tool to help us understand what's really going on out in the field. Its tools to re-coordinate the true as-built are incredibly helpful."

- Tim Malys, Project Manager
DPR Construction

Booth #18 | Lab May 25th, 2.3 and 2.4: Taking Control—Verifying As-Built Conditions with Reality Capture, Kelly Cone, VP Product Management, ClearEdge3D.

Learn More at clearedge3d.com/zero-surprises



ClearEdge3D STAND 18



ClearEdge3D is a leader in automated as-built modeling and construction verification software. The company's EdgeWise software, can reduce as-built modeling time by up to 70% with full Revit integration. Its Verity construction verification software flags out of tolerance or faulty construction work thereby reducing downstream schedule delays and clashes.

Address: 7960 Donegan Drive, Suite 223, Manassas, VA 20109, USA

Phone: + 1 866 944 8210

Website: www.clearedge3d.com

Contact email: natalia.garcia@clearedge3d.com

Twitter: @ClearEdge_3D

C.R.Kennedy STAND 12



C.R. Kennedy was founded in 1934 by Clement Robertson Kennedy. In 2001 the company underwent a huge expansion and has established itself as one of the largest and most successful suppliers of Leica Geosystems survey equipment in the world and the largest distributor of surveying equipment in Australia. C.R. Kennedy Building Construction provides dedicated solutions for the needs of the Architecture, Engineering and Construction industry across Australia. Our nationwide organisation makes it possible for us to offer personal service and support.

Address: 80 Kingsford Smith Dr, Berkeley Vale NSW 2261

Phone: +61 7 3862 6210

Website: www.building.crkennedy.com.au

Contact email: sales@crkennedy.com.au

Twitter: @crkennedysurvey



Deltek STAND 28

Deltek is the leading global provider of enterprise software and solutions for government contractors, professional services firms and other project-based businesses. For decades, we have delivered actionable insight that empowers our customers to unlock their business potential. 22,000 organisations and millions of users in over 80 countries around the world rely on Deltek to research and identify opportunities, win new business, recruit and develop talent, optimise resources, streamline operations and deliver more profitable projects.

Address: Level 40, 100 Miller Street, North Sydney, NSW 2060

Phone: +61 2 9911 7740

Website: www.deltek.com


Contact email: www.deltek.com/en-au/about/contact-us

Twitter: @Deltek

BIM BREAKING? BAD DATA?

Better Call Dr. Ofus!

(+61) 2 8005 0006



dRofus
A NEMETSCHKE COMPANY



dRofus STAND 4

The leading planning and data management solution for the global building industry.

dRofus is a unique planning, data management and BIM collaboration tool that provides all stakeholders with comprehensive workflow support and access to building information throughout the building lifecycle.

We are committed to Open BIM and as part of the Nemetschek Group, our aim is to deliver the best possible, most innovative and most successful AECO software solutions.

Address: LG3A / 275 Alfred Street, North Sydney NSW 2060 Australia

Phone: (+61) 2 8005 0006

Website: www.drofus.com

Contact email: apacadmin@drofus.com

Twitter: @dRofus



Enscape GmbH STAND 2

Enscape™ is a virtual reality (VR) and real-time rendering plugin for Revit, SketchUp and Rhino. With just one click, you can start Enscape and within seconds walk through your fully rendered project - no uploading to cloud or exporting to other programs required!

Address: Erbprinzenstraße 27, 76133 Karlsruhe, Germany

Phone: +49 721 132 060 60

Website: www.enscape3d.com

Contact email: info@enscape3d.com

Twitter: @Enscape3d



Exactal STANDS 16 & 17

Exactal produces innovative software for construction. Our core product CostX contains BIM & 2D takeoff, live-linked workbooks and customisable reports all in the one program, and is used in over 80 countries. We also sell ConnectX, the all in one solution for project management, which includes contracts administration, defects management and more.

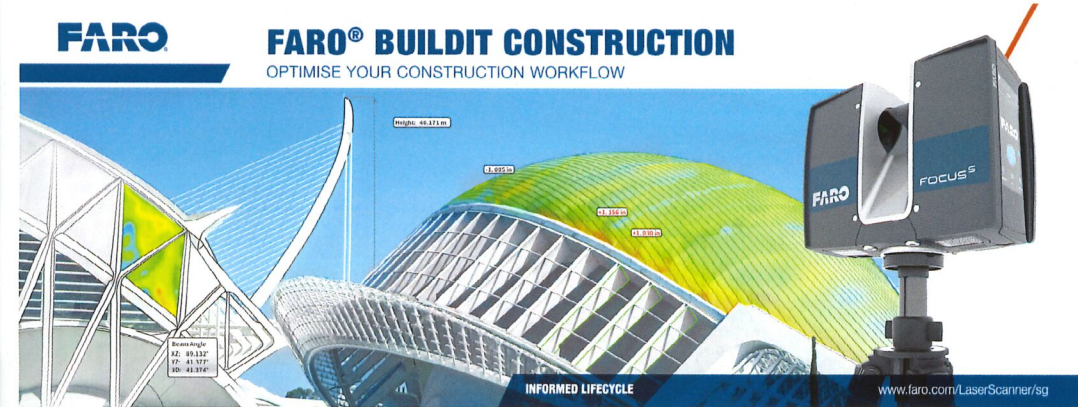
Address: Level 3, Toowong Tower, 9 Sherwood Rd, Toowong, Brisbane 4066

Phone: +61 7 3300 6222

Website: www.exactal.com

Contact email: sales.au@exactal.com

Twitter: @Exactal



FARO

FARO® BUILDIT CONSTRUCTION

OPTIMISE YOUR CONSTRUCTION WORKFLOW

FARO

FARO Singapore Pte Ltd, Australia Branch STAND 1

FARO® creates unique value and support operational excellence for our customers by:

- Enabling faster, more accurate, compelling and useable 3D documentation
- Accelerating execution timelines
- Minimizing in field 3D documentation and measurement times
- Shrinking margin impacting scrap and rework costs
- Reducing development risk.

Address: No. 3 Changi South Street 2, 01-01 Xilin Districentre Building B, Singapore 486548, Singapore

Phone: +65 65111350

Website: www.faro.com/sg

Contact email: asia@faro.com



HVE ConneXions STANDS 24 & 25

HVE ConneXions, based in Dallas, Texas, is a virtualization solutions provider dedicated to creating Manageable, Scalable, Reproducible, and Predictable (MSRP) solutions based on proven virtualization technologies running on high-performance next generation hardware. HVE has made an immediate impact on the AEC industry with our HVE-3DGFx Appliance, allowing professionals to collaborate using 3D models.

Address: 2901 Summit Ave, Suite 100, Plano, TX 75074

Phone: 866-958-6384

Website: www.hveconnexions.com

Contact email: info@hveconnexions.com

Twitter: @HVEConneXions

exactal INNOVATIVE CONSTRUCTION SOFTWARE

costx for construction estimating and takeoff

connectx for project management

Contact us now to see how we can transform your business

AUSTRALIA www.exactal.com.au [+61 \(0\) 7 3300 6222](tel:+61733006222) sales.au@exactal.com

iConstruct STAND 10



iConstruct is a powerful BIM application which capitalises on advantages provided through Building Information Modelling and Information Management

Utilising Autodesk's Navisworks software and its powerful collaboration and review technology, iConstruct provides additional tool sets to project teams and consultants to manage construction information to suit requirements for various segments of the industry, from design engineers to construction managers, and integrate this intelligence into a single 3D model displayed in Navisworks.

Address: 191 St Georges Terrace, Perth, WA, 6000

Phone: 0438 851 015

Website: www.iConstruct.com

Contact email: carl.faulker@iConstruct.com

Ideate Software STAND 3



With Ideate Software's plugins for Autodesk Revit, you can trust that your building information model is accurate. You will make educated decisions with Ideate BIMLink, review project accuracy and standards with Ideate Explorer, trust the visual fidelity of Microsoft Excel data within Ideate Sticky, and increase the productivity of the entire project team with IdeateApps.

Address: 44 Montgomery St., Suite 1000, San Francisco, CA 94104

Phone: 888-662-7238

Website: www.ideatesoftware.com

Contact email: sales@ideatesoftware.com

Twitter: @IdeateSoftware

NBS STAND 19



NBS offers distinctive, innovative specification and information solutions to construction industry professionals. We have developed an integrated Building Information Modelling (BIM) platform that has been designed to support global design and construction. Combining world leading technology with expert knowledge, NBS is trusted to help construction industry professionals make the best project decisions.

Address: The Old Post Office, St Nicholas Street, Newcastle upon Tyne, NE1 1RH

Phone: 0345 456 9594

Website: www.theNBS.com

Contact email: info@theNBS.com

Twitter: @theNBS

Newforma STAND 27



Newforma pioneered the PIM software category in 2004 and has been dedicated to improving project delivery ever since. Our software is used by more than 1,500 architecture, engineering, and construction companies around the world, including 191 of the ENR Top 500 Design Firms. Our software and customer service are world-class and more than 96 percent of our customers renew their annual subscription.

Address: Sydney, Australia

Phone: +61 2 8001 6130

Website: www.newforma.com

Contact email: answers@newforma.com

Twitter: @Newforma

PlanGrid STAND 9



PlanGrid is the first construction productivity software that allows contractors and owners in commercial, heavy civil, and other industries to collaborate easily from their mobile devices and desktop, managing blueprints, specs, photos, RFIs, field reports, and defect lists. For more information and a free trial, visit: www.plangrid.com

Address: Level 10, 10 Spring St, Sydney NSW . 2000

Phone: 1800 316 406

Website: www.plangrid.com

Contact email: apac@plangrid.com

Twitter: @plangrid

PlanGrid
Build better, together.
DOWNLOAD FREE TRIAL

Red Arrow Group STAND 29



Red Arrow Group commenced in 2012 and is the Parent Company to Red Arrow 4D Planning, Global Technology and Recruitment. The Group has been operating for four years and is an indigenous privately-owned company with the Head Office based in Western Australia. We are a certified member of Supply Nation. Red Arrow Group is well established in the supply of Project Management and Planning. The Group has now expanded its services into Technology Development and Recruitment.

Address: Suite 8A 348 Victoria Road Malaga WA 6090

Phone: +61 8 6270 0485

Website: www.redarrowgrp.com

Contact email: accounts@redarrowgrp.com

Twitter: @redarrowgrp

Revizto STAND 7



Revizto, developed by San Francisco based technology company 3DreamTeam Inc, is a real-time issue tracking software for Architecture, Engineering and Construction with a focus on team collaboration and BIM project coordination. Revizto uses gaming technology and cloud solutions to bring together various building design environments and BIM/CAD workflows into a single, navigable view. The Revizto platform is intuitive, easy-to-learn and adaptable to project workflows.

Address: 505 Montgomery Street, Suite 1100, San Francisco, CA 94111

Phone: +61 2 9052 4965

Website: www.revizto.com

Contact email: info@revizto.com

Twitter: @REVIZTO



UNIFI

UNIFI LABS STAND 11

We help some of the largest AECs and BPMs master BIM with our suite of BIM life-cycle solutions. Format agnostic content management tools to organize and manage BIM content. Quality controlled BPM content distribution channels. Content creation services delivering what BPM's want and what designers need. UNIFI your approach to BIM.

Address: Suite 8, 118 Prospect Road Prospect SA 5082 USA:

9225 W Flamingo Rd #160, Las Vegas, NV 89147

Phone: +61 (0)424 515 665

Website: www.UNIFILabs.com

Contact email: sales@unifilabs.com

Twitter: @unifilabs

Viewpoint STAND 30



For over 35 years Viewpoint has been committed to providing innovative construction-specific software solutions to the global construction and capital project industries. Viewpoint creates the tools needed to improve project profitability and visibility, manage risk, and effectively collaborate with the entire project team.

Address: Suite 601, Level 6, 67 Albert Avenue, Chatswood NSW 2067

Phone: +61 2 9492 4100

Website: www.en-au.viewpoint.com

Contact email: productinfo@viewpoint.com

Twitter: @viewpointcs

Xrev Pty Ltd STAND 26



Xrev is an experienced, Australian based Revit Implementation, Training, Content & Support provider and a global provider of Revit productivity tools. Our products are used globally by thousands of Revit users. Our tools increase productivity and assure quality through automating repetitive tasks and expanding the functionality of Revit.

Address: 18 Hampstead Outlook, Murrumba Downs, QLD, Australia

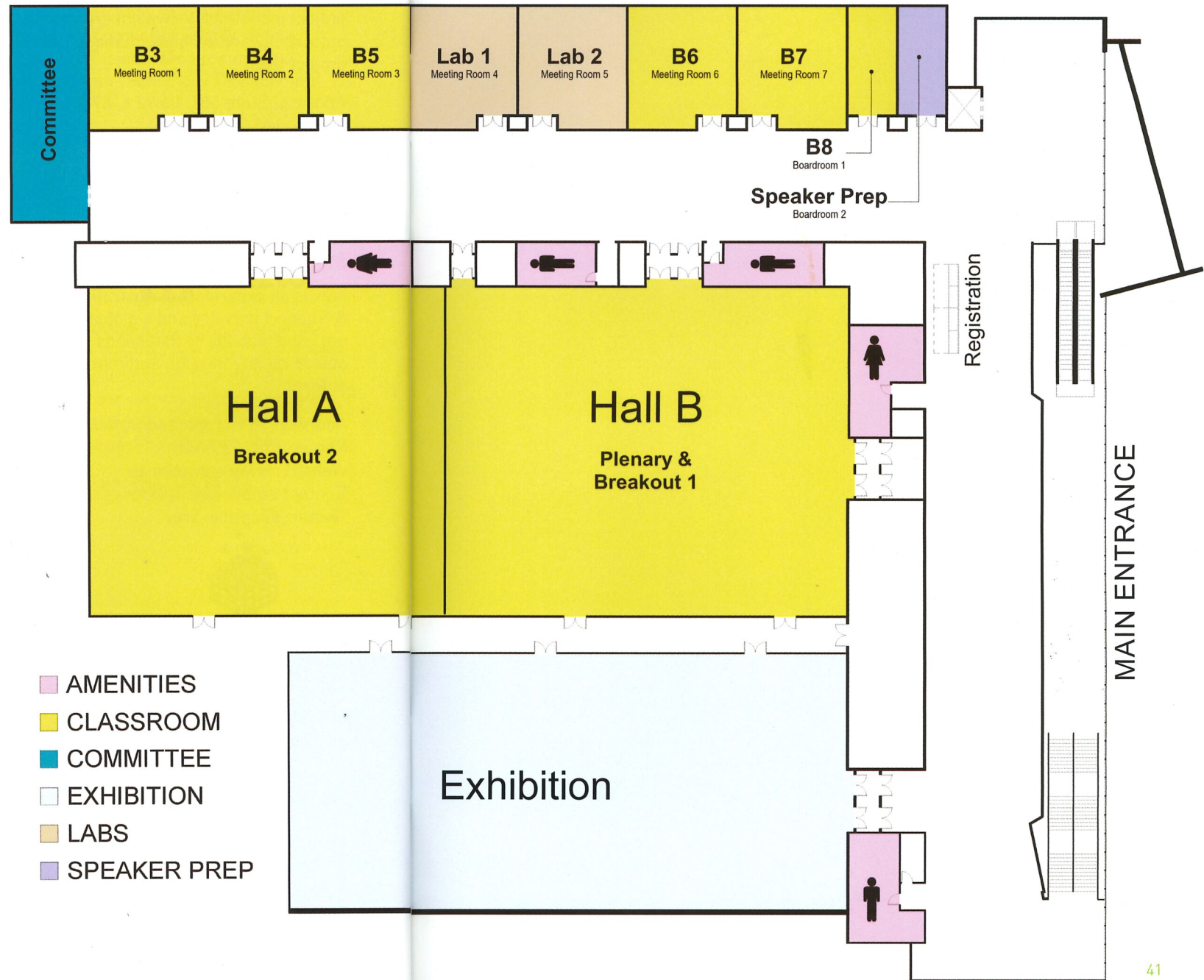
Phone: 1300 797 645

Website: www.xrev.com.au

Contact email: sales@xrev.com.au

Twitter: @cprice_xrev

CONFERENCE FLOORPLAN



- AMENITIES
- CLASSROOM
- COMMITTEE
- EXHIBITION
- LABS
- SPEAKER PREP

NOTES

NOTES